



The CPWplus series of scales offers an extensive range of models and configurations to accommodate a number of applications in the field, lab or warehouse. The stainless steel platform is durable and easy to clean after weighing dirty or messy items. A hold function retains readings on the display once the item is removed from the scale, which is helpful in busy settings. Simple operation, a selection of platform sizes, battery and AC operation, and rugged construction all combine to make the CPWplus truly a great value.

The most flexible series of scales, offering multiple configurations to suit a variety of applications



Features

- Vivid, backlit LCD easily visible in any lighting conditions
- Programmable backlight can be set to "always on," "always off" or "light only when weighing"
- Colour-coded keys facilitate quick recognition of the most frequently used buttons
- Large, grade 304 stainless steel pan allows easy cleaning
- Rugged construction stands up to industrial use
- Splash-proof housing, keypad and display are easy to clean
- Wall-mount bracket for placing indicator on vertical surface
- Auto power-off to save energy
- Hold function freezes the displayed weight, allowing time to elapse without losing the result
- Selectable digital filtering helps minimise effects of vibration and disturbances
- Zero-tracking feature ensures display returns to zero reading

Applications

- Weighing
- Display hold

About ADAM:

For more than 40 years, professionals worldwide have relied on Adam Equipment for an extensive selection of dependable and affordable weighing equipment. Adam provides the right balance of speed, performance and value.

CPWplus Weighing Scales

| Model | CPWplus 6 | CPWplus 15 | CPWplus 35 | CPWplus 75 | CPWplus 150 | CPWplus 200 | |
|--------------------------|---|------------------|-----------------|-----------------|----------------|----------------|---------------|
| | CPWplus 6P | CPWplus 15P | CPWplus 35P | CPWplus 75P | CPWplus 150P | CPWplus 200P | |
| | | | CPWplus 35M | CPWplus 75M | CPWplus 150M | CPWplus 200M | |
| | | | CPWplus 35L | CPWplus 75L | CPWplus 150L | CPWplus 200L | |
| Capacity | 13lb / 6kg | 33lb / 15kg | 75lb / 35kg | 165lb / 75kg | 330lb / 150kg | 440lb / 200kg | 660lb / 300kg |
| Readability | 0.005lb / 0.002kg | 0.01lb / 0.005kg | 0.02lb / 0.01kg | 0.05lb / 0.02kg | 0.1lb / 0.05kg | 0.1lb / 0.05kg | 0.2lb / 0.1kg |
| Repeatability (S.D.) | 0.005lb / 0.002kg | 0.01lb / 0.005kg | 0.02lb / 0.01kg | 0.05lb / 0.02kg | 0.1lb / 0.05kg | 0.1lb / 0.05kg | 0.2lb / 0.1kg |
| Linearity (+/-) | 0.01lb / 0.004kg | 0.02lb / 0.01kg | 0.04lb / 0.02kg | 0.1lb / 0.04kg | 0.2lb / 0.1kg | 0.2lb / 0.1kg | 0.4lb / 0.2kg |
| Pan Size | 11.8"x11.8" / 300x300mm 500x500mm (CPWplus M) 35.4"x23.6" / 900x600mm (CPWplus L) | | | | | | |
| Weighing Units | kg, lb, lb:oz, oz | | | | | | |
| Stabilisation Time (sec) | 2 | | | | | | |
| Interface | RS-232 | | | | | | |
| Calibration | External calibration | | | | | | |
| Display | Backlit LCD with 0.9" / 22mm -high digits | | | | | | |
| Power Supply | 12VAC 50/60Hz 150mA adapter / 6 x AA batteries 12VDC 50/60Hz 500mA adapter / Internal rechargeable battery (CPWplus M&L) | | | | | | |
| Operating Temperature | 0° to 40°C | | | | | | |
| Housing | Mild steel base | | | | | | |
| Overall Dim. | 11.8"x11.8"x2" / 300x300x50mm (wxdxh) 19.7"x19.7"x3.1" / 500x500x78mm (wxdxh) (CPWplus M) 35.4"x23.6"x3.1" / 900x600x78mm (wxdxh) (CPWplus L) | | | | | | |
| Net Weight | 8.8lb / 4kg 8.9kg (CPWplus M) 31.7lb / 14.4kg (CPWplus L) | | | | | | |

Accessories

| Item number | Description |
|------------------|--|
| 700100099 | Hard carrying case with lock for CPWplus (300 x 300mm pan size only) |
| 1120011156 | ATP thermal printer |
| 3126011263 | ATP thermal printer paper |
| 3126011281 | ATP thermal printer paper (pack of 10) |
| 700200059 | Non-slip rubber mat (CPWplus L only) |
| 3074010266 | RS-232 cable (Null Modem) |
| 3074010507 | RS-232 to USB adapter (must order corresponding RS-232 cable) |
| 600002028 | Adam DU data collection program |
| 700660290 | Calibration certificate |

Key Accessories




ATP thermal printer

Easy-to-use features combined with quick set-up equals a truly versatile thermal printer. A single push-button feed key and three easy-to-read LED indicators make operation simple.



Adam DU data collection program


Adam DU software connects a balance to the laboratory network, helping to achieve seamless data collection, transfer and analysis. DU features an easy-to-use interface with a main command window, allowing users to quickly collect information from up to eight Adam balances simultaneously using RS-232 or USB connections.




CPWplus



CPWplus P



CPWplus M



CPWplus L

Supplied by

www.adamequipment.com